



AZURA

INTERNATIONAL



600x1200 GLOSSY
5 MM COLLECTION



S L I M
~~S~~ M A R T

Presenting Slim/smart Digital Vitrified Tiles
Collection Where Slimness Adds Whole New Perspective
Of Elegance And Style To Your Décor And Absolutely
Transforms The Ambiance.

• G L O S S Y •

— AMBIENCE



...
Luxury

LET YOUR
SPACE
Shine

S L I M
~~S~~ M A R T

GLOSSY

600X1200MM · 5MM

Amelia



Armani Castal





Armani Castal


GLOSSY

600X1200MM · 5MM

Bogart Crema



Bogart Grey



GLOSSY

600X1200MM · 5MM

Bogart Noce




Bogart Silver



GLOSSY

600X1200MM · 5MM

Bottochino



Breccia






Breccia

GLOSSY

600X1200MM · 5MM

Breccia Light



Burburry Bianco



GLOSSY

600X1200MM · 5MM

Burburry Camel




Burburry Crema




GLOSSY

600X1200MM · 5MM

Burburry Grey



Calcutta Elite





Calcutta Elite

GLOSSY

600X1200MM · 5MM

Calcutta Brich



Carara White



GLOSSY

600X1200MM · 5MM

Carnica Brown



Carnica Grey






Carnica Grey

GLOSSY

600X1200MM · 5MM

Cerles Stone



Chianti Onyx





Chianti Onyx

GLOSSY

600X1200MM · 5MM

Ciplino White



Denver Choco



GLOSSY

600X1200MM · 5MM

Denver Crema




Denver Grey




GLOSSY

600X1200MM · 5MM

Denver Nero



Dune Calcutta



GLOSSY

600X1200MM · 5MM

Emera Onyx Crema



Emera Onyx Green







Emera Onyx Green

GLOSSY

600X1200MM · 5MM

Eva Stone



Galaxy Black Marble






Eva Stone

GLOSSY

600X1200MM · 5MM

Lapata Stone




Lara Travertino



GLOSSY

600X1200MM · 5MM

Lord Statuario




Lux White



GLOSSY

600X1200MM · 5MM

Marmol Carara




Muretto Bianco



GLOSSY

600X1200MM · 5MM

Muretto Brown



Muretto Crema



GLOSSY

600X1200MM · 5MM

Muretto Grey




Olimpia Marble Grey






GLOSSY

600X1200MM · 5MM

Olimpia Marble



Olimpic Onyx



GLOSSY

600X1200MM · 5MM

Rover Onyx Crema



Rover Onyx Grey





Rover Onyx Crema

GLOSSY

600X1200MM · 5MM

Sabuy Bianco



Sabuy Choco



GLOSSY

600X1200MM · 5MM

Sabuy Crema




Sabuy Grey




GLOSSY

600X1200MM · 5MM

Sig Statuario



Spazzolato Brown



GLOSSY

600X1200MM · 5MM

Spazzolato Crema



Strom Onyx






Strom Onyx




GLOSSY

600X1200MM · 5MM

Super White



Vienna Calcutta





Vienna Calcutta

GLOSSY


600X1200MM · 5MM

Zebrino White



• M A T T •

||| Renaissance



...

SOP
HES
TICAT
ED


Simplicity

S L I M / S M A R T

MATT

600X1200MM · 5MM

Barclay Brown



Barclay Grey




MATT

600X1200MM · 5MM

Barclay Ivory



Barclay Nero



MATT

600X1200MM · 5MM

Barclay White




Cardosa Camel



MATT

600X1200MM · 5MM

Cardosa Cement




Cardosa Grey



MATT

600X1200MM · 5MM

Cardosa Grigio



Cardosa Gris



MATT

600X1200MM · 5MM

Cardosa Ivory



Cardosa Nero




MATT

600X1200MM · 5MM

Cardosa Pearl



Cement Gris



MATT

600X1200MM · 5MM

Cement Ice




Classic Statuario




MATT

600X1200MM · 5MM

Crusted Sandy



Conner Grey



MATT

600X1200MM · 5MM

Cloudy Ash



Cloudy Black



MATT

600X1200MM · 5MM

Cloudy Grey



Cloudy Light Grey




MATT

600X1200MM · 5MM

Cloudy Olive








Cotti Bianco



MATT

600X1200MM · 5MM

Cotti Grey



Cotti Gris



MATT

600X1200MM · 5MM

Cotti Ivory




Cotti Olive



MATT

600X1200MM · 5MM

Cotti Pearl



Ground Black




MATT

600X1200MM · 5MM

Ground Pearl




Larica Bianco




MATT

600X1200MM · 5MM

Larica Crema




Larica Grey



MATT

600X1200MM · 5MM

Larica Grigio



Larix Bianco



MATT

600X1200MM · 5MM

Larix Brown



Larix Camel



MATT

600X1200MM · 5MM

Larix Grey



Lignum Grey




MATT

600X1200MM · 5MM

Lignum Noce




Lignum Pista



MATT

600X1200MM · 5MM

Lignum White



Mont Bianco



MATT

600X1200MM · 5MM

Mont Brown



Mont Crema



MATT

600X1200MM · 5MM

Mont Grey




Owen Bianco



MATT

600X1200MM · 5MM

Owen Crema



Owen Grey



MATT

600X1200MM · 5MM

Owen Natural




Owen Nero




MATT

600X1200MM · 5MM

Owen Sand



Palace Copper




MATT

600X1200MM · 5MM

Palace Ivory




Royal Statuario




MATT

600X1200MM · 5MM

Terranova Black




Terranova Grey




MATT

600X1200MM · 5MM

Terranova Pich



Terranova Sand




MATT

600X1200MM · 5MM

Trententino Gold



Urban Dove






Travertino Gold


MATT

600X1200MM · 5MM

Urban Grey




Cider Orange




MATT

600X1200MM · 5MM


Colony Blue




Dark Black



Dark Chocolate






Dark Black


MATT

600X1200MM · 5MM


Dim Grey



Latte Ivory Light




Latte Ivory



MATT

600X1200MM · 5MM


Light Grey



Novel Tan



Rose Hork






Light Grey

MATT

600X1200MM · 5MM


Sand Dan



Sandy Lane



Slate Grey






Sandy Lane

MATT

600X1200MM · 5MM

Steel Grey



Castano Wood



MATT

600X1200MM · 5MM

Colored Beige



Colored Fanta



MATT

600X1200MM · 5MM

Colored Natural



Dark Castano Wood



MATT

600X1200MM · 5MM

Legno Beige



Montreal Wood



MATT

600X1200MM · 5MM

Ontano Beige



Ontano Fanta



MATT

600X1200MM · 5MM

Ontano Wenge



Softwood Brown



MATT

600X1200MM · 5MM

Alexa Black



• CARVING •

— EXOTIC

Freshness

CLASSY
Curves

S L I M / S M A R T


CARVING

600X1200MM · 5MM

Anticato Bianco



Anticato Nero



CARVING

600X1200MM · 5MM

Aversa Crema



Barton Beige



CARVING

600X1200MM · 5MM

Barton Brown



Bosco Brown



CARVING

600X1200MM · 5MM

Bosco Crema



Bristol



CARVING

600X1200MM · 5MM

Boston Pearl



Boston Taupe




CARVING

600X1200MM · 5MM

Byron Bottochino




Carmel Brown




CARVING

600X1200MM · 5MM

Carmel Crema



Carmel Grey




CARVING

600X1200MM · 5MM

Carmel Silver



Cebra Beige




CARVING

600X1200MM · 5MM

Coal White



Collodi Bianco



CARVING

600X1200MM · 5MM

Collodi Choco



Collodi Crema




CARVING

600X1200MM · 5MM

Collodi Grey




Dakota Copper



CARVING

600X1200MM · 5MM

Dalila White



Divine Dark



CARVING

600X1200MM · 5MM

Divine Light




Dorian White



CARVING

600X1200MM · 5MM

Elm Grey




Elm Nero




CARVING

600X1200MM · 5MM

Flint Bianco




Flint Coffee




CARVING

600X1200MM · 5MM

Flint Crema



Flint Grey



CARVING

600X1200MM · 5MM

Haimo



Hummer Travertino




CARVING

600X1200MM · 5MM

Lapino White



Lemak Grey



CARVING

600X1200MM · 5MM

Loiret Brown




Loiret Crema



CARVING

600X1200MM · 5MM

Loiret Grey




Loiret Nero




CARVING

600X1200MM · 5MM

Malta Crema



Malta Ice




CARVING

600X1200MM · 5MM

Orobi Crema



Orobi Grey



CARVING

600X1200MM · 5MM

Queica Beige



Signeture Crema




CARVING

600X1200MM · 5MM

Vento Light



Whitened



Technical Details

Comparison of Indian Standard, ISO Standard and Our Standard

NO.	ITEM	INDIAN INDEX	ISO INDEX	Our Slim Tile
01	Water absorption (%)	Average Value ≤ 0.5	Average Value ≤ 0.5	≤ 0.08
02	Breaking Strength (N)	Average Value ≥ 600	Average Value ≥ 560	600
03	Modulus of Rupture (MPa)	≥ 35	≥ 35	40
04	Abrasive Resistance	\geq Grade 3	-	Grade 4
05	Resistance of thermal shock	Without Cracking and spalling after test	Without Cracking and spalling after test	Without Cracking and spalling
06	Resistance of crazing	Without Cracking and spalling after test	Without Cracking and spalling after test	Without Cracking and spalling after test
07	Frost Resistance	Without Cracking and spalling after test	Without Cracking and spalling after test	Without Cracking and spalling
08	Chemical Resistance	Not Lower than grade GB	Not Lower than grade GB	Grade GA
09	Stain Resistance	Not Lower than grade III	Not Lower than grade III	Grade 5
10	Limit of Radioactive Nuclear	Type A I _{ra} ≤ 1.0 I _Y ≤ 1.03	-	Type A I _{ra} ≤ 0.40 I _Y ≤ 0.89
11	Elastic limit (mm)	≥ 12	-	20
12	Anti-slip slope	$\geq 12^\circ$	-	25°

Comparison of INDIAN Standard and Our Standard

NO.	ITEM	INDIAN INDEX	ISO INDEX	Our Slim Tile	
01	Size and bias (mm)	Length	± 1.0	± 0.6	-1.0 --0.5
		Width	± 1.0	± 0.6	-0.28 --+0.65
		Thickness	± 0.3	-	-0.08 --+0.09
		Average Thickness	≤ 6.0	-	-4.72 --0.86
		Length difference of opposite side	≤ 1.0	-	0.8
		Length difference of opposite angles	≤ 1.5	-	1.0
02	Surface Quality	-	At least 95% of plate; no obvious defects in its main area.	-	no obvious defects

600x1200mm

PACKING

Specification (mm)	PCS / Box	Sq. Meter /Box	KG/Box
1200x600	4	2.88	34 (Approx)

Application of Space.

Building space with certain functions. Only the space decorative with suitable method, it can meet people's unique living and spiritual needs. Therefore, the innovation of spatial function.

Facing with people's multi-dimensional and variable demands nowadays, we will integrate into products and space decoration and make static space active. In visible places: the slim tile won people's love and trust by its extraordinary quality; in invisible places. It is still seeking excellence, pays attention to every detail and makes its own qualities shine distinctively and brightly: There are always surprise when it exist!

Application Scope.

- (1) As the premise paving materials or components of environmental protection and energy conservation building.
- (2) As the decorative material for interior wall, exterior wall and floor of modern buildings.
- (3) As light and thin interval wall materials within modern building
- (4) As the surface material of furniture product and electronic products.
- (5) As the decorative material in special environment, it is anticorrosive, resists to acid and alkali, and prevents bacteria.

Operational conditions.

1. Before construction of surface engineering, the process with waterproof requirements should be completed; plaster. Water and electricity equipment pipes, doors and windows holes, stage cave, balcony etc. should be disposed.
2. Base should be smooth, solid and clean without cracks: clear water hollowing, sugaring, pitted surface and oil traces: dirt and other defects.
3. Powder layer and mould release agent on the back of slim tile should be cleared away.
4. Before sealant construction, the debris among cracks should be removed, wet crack with clean water.
5. The appropriate ambient temperature in thin set method is 5~35°C.
6. Outdoor surface engineering shall not be constructed in rain, snow or gale of grade five or above.